


THE GRID METHOD

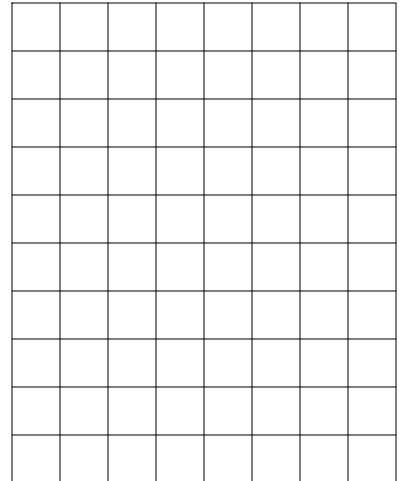

The grid method is the division of a smaller picture into segments that are then reproduced as slightly larger segments on a much larger surface.

Artists who want to enlarge a picture use the grid method most often. It has been used extensively to blow a picture up from a paper sketch to a wall sized mural painting. This method is useful in maintaining the proportion and the verisimilitude of the original picture. The American artist Chuck Close has used the grid method extensively. Close paints portraits of his friends, celebrities as well as himself using the grid method. He begins with a small photograph which he enlarges using the grid method to a painting the size of a door or even a wall.


1. Draw a grid over your picture




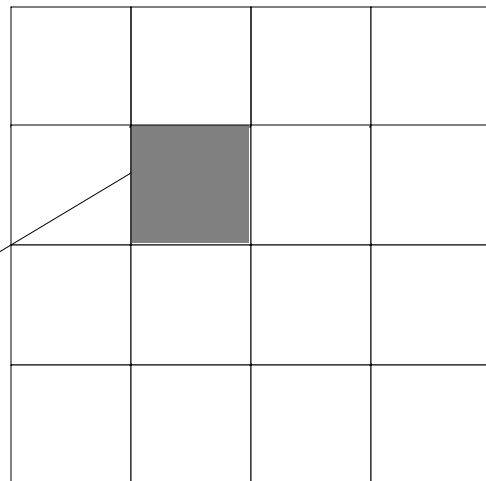
2. Draw a grid that is in ratio to the smaller grid



3. Number and letter both grids



4. Draw **ONE** square at a time



IT HELPS IF YOU
THINK OF EACH SQUARE
AS A SMALL VALUE
GRADIENT.

EXAMPLES OF CHUCK
CLOSE'S WORK

